



OUR VISION.

NEMO® IS FOUNDED ON
A COMMITMENT TO ADVENTURE, TO THE FEARLESS
PURSUIT OF UNCHARTED PATHS, IN EVERYTHING—
FROM THE EQUIPMENT WE BUILD
TO THE WAY WE RUN OUR BUSINESS.
BRAVELY EXPLORING OPENS OUR MINDS, BRINGS US CLOSER TO
NEW DIRECTIONS THE PEOPLE WE DEPEND ON, SHARPENS
OUR WITS, AND LIFTS OUR SPIRITS.
ADVENTURE GIVES US PURPOSE AND
PERSPECTIVE. IT MAKES US
HUMBLE AND PROUD.
WE BELIEVE MEANINGFUL ADVENTURES
ARE POSSIBLE FOR **ANYONE, ANYWHERE.**



POSSIBLE, THAT IS, IF YOU BRING
THE WILL, THE IMAGINATION,
AND THE RIGHT GEAR.

Adventure Anywhere™



POLE SUPPORTED
TECHNOLOGY



MIN WEIGHT

7 lbs, 6oz
3.4 kg

PACKED SIZE

29 x 6 in dia
74 x 15 cm

COVERAGE

110 sq ft
10.2 sq m


THE FIRST TARP WITH PERFECT PITCH

Patent pending Fast Pitch™ feature makes this the first big tarp that's designed to be set up quickly and easily by a single person.

Creates a sanctuary from the elements, with complete protection from rain, and excellent UV protection, without making you feel trapped inside.

Can be set up in multiple configurations depending on the landscape, user needs, and the desired level of protection.

FOR DETAILED SETUP, CARE, AND REPAIR INSTRUCTIONS, VISIT:
www.nemoequipment.com/support



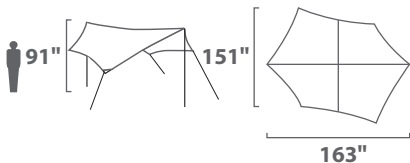
SHADOWCASTER™ 110

POLES INCLUDED



TAN

NEMO PRODUCT
STATISTICS



Coverage	110 sq ft / 10.2 sq m
Minimum Weight	7 lbs, 6 oz / 3.4 kg
Packed Weight	8 lbs, 1 oz / 3.7 kg
Packed size	29 x 6 in dia / 74 x 15 cm dia
Frame	2 Adjustable Height Tarp Poles (203-231cm)
Fabric	150D PU Polyester (2,000)
Interior Height	80-91 in / 203-231 cm
Included Accessories	Drawstring stuff sack, 2 adjustable tarp poles, stakes, guy-out cord, repair kit



NEMO PRODUCT
INNOVATIONS



AUTO SET UP

Shadowcaster™ 110 sets up easily thanks to a patent-pending elastic Fast Pitch™ ridge line that works in concert with the two end staking points and perfectly tensions the tarp— while the main telescoping poles are set to easily lift Shadowcaster™ 110 overhead. Simple staking of the two center points on either wing completes the process.

SHADOWCASTER™ 110 SET UP



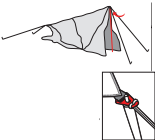
1. Stake Ridge Line Anchors

Lay the tarp over the area you would like to cover, keeping the elastic Fast Pitch™ Ridge Line exposed. Tension the anchor lines so the Fast Pitch™ is straight but not stretched. Stake the four anchors.



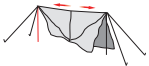
2. Fold Over Tarp

Flip one half of the tarp over the Fast Pitch™ so that it is under the ridge line of the tarp.



3. Insert First Pole

Insert the first pole into metal anchors at the end of the ridge line and extend to about 2.5m or desired height. The Fast Pitch™ will hold the pole in place while you insert the second pole.



4. Insert Second Pole

Repeat the process with the second pole. Use the line tensioners on the anchor lines to make sure the ridge line is completely tensioned.



5. Vestibules and Tension

Pull anchor lines out to the corners of the tarp and stake in place. An additional tarp pole can be added along the side of the tarp to create a standing height entry point and awning.





NEMO QUALITY
GUARANTEE



NEMO guarantees every product we sell. We put great effort into choosing the best materials and providing you with the highest level of workmanship. We obsess over every design decision to ensure you get the greatest comfort and protection possible. Our process begins with pencil and paper and evolves methodically through computer modeling, prototyping, testing, and development. We strive to design and build the best outdoor equipment on the planet.

NEMO products carry a lifetime warranty against defects in workmanship and materials to original owner, with proof of purchase or warranty registration. Warranted products will be replaced or repaired at NEMO's discretion. NEMO does not warranty products against normal wear and tear, unauthorized modifications or alterations, improper use, improper maintenance, misuse or neglect or if the product is used for a purpose for which it is not intended.

If you are having a problem with your NEMO product, please visit www.nemoequipment.com/support/warranty-returns/ or call NEMO Customer Service at **1-800-997-9301**.

We will do our best to see that you are satisfied with your NEMO product. Our goal is to get you back to the outdoors as quickly as possible.

Register your NEMO product for warranty online and receive a code for 10% off at the NEMO webstore!

nemoequipment.com/tent-manufacturer-warranty

Except as expressly set forth in these terms and conditions, NEMO is not liable for any direct, indirect or consequential damages arising out of or resulting from the use of a NEMO product. The warranties set forth in these terms and conditions are in lieu of all other warranties, express or implied, including without limitation, implied warranties of merchantability or fitness for a particular purpose.



LET'S GET SOCIAL #adventureanywhere



nemoequipment



@NEMO_Equipment



NEMOEquipmentInc



@nemoequipment



WARNING

Never place your stove, campfire, or other flame source in or near your tent. Never cook, light, or refuel a stove or any other heat source inside your tent. Death by suffocation and/or serious burns is possible.

Maintain adequate ventilation inside your tent at all times. Death by suffocation is possible.

Anchor your tent properly at all times to reduce the risk of loss or injury to the tent or occupants.

Carefully consider the possibility of falling rocks or tree limbs, lightning strikes, flash floods, avalanches, strong winds, and other hazards when choosing a campsite to reduce the risk of loss or injury.

If you have additional questions, please contact
NEMO Equipment, Inc. at 800-997-9301.

NOTE: All 2015 NEMO tents meet the CPAI-84 standard
for flame retardancy.



www.nemoequipment.com

©2016 NEMO Equipment, Inc.