





OUR VISION.

NEMO® IS FOUNDED ON
A COMMITMENT TO ADVENTURE, TO THE FEARLESS
PURSUIT OF UNCHARTED PATHS, IN EVERYTHING—
FROM THE EQUIPMENT WE BUILD
TO THE WAY WE RUN OUR BUSINESS.
BRAVELY EXPLORING OPENS OUR MINDS, BRINGS US CLOSER TO
NEW DIRECTIONS THE PEOPLE WE DEPEND ON, SHARPENS
ADVENTURE GIVES US PURPOSE AND
PERSPECTIVE. IT MAKES US
WE BELIEVE MEANINGFUL ADVENTURES HUMBLE AND PROUD.
ARE POSSIBLE FOR **ANYONE, ANYWHERE.**



POSSIBLE, THAT IS, IF YOU BRING
THE WILL, THE IMAGINATION,
AND THE RIGHT GEAR.

Adventure Anywhere™



EXTREME CONDITIONS
TECHNOLOGY



MIN WEIGHT

8 lbs, 7 oz
3.8 kg

PACKED SIZE

18 x 8 in dia
46 x 20 cm dia

FLOOR DIM

90 x 75 in
229 x 191 cm

ADVENTURE'S BASE CAMP

A perfect base camp for extended adventures in any season, with an abundance of internal space and external storage to wait out storms and live comfortably.

Over half of the single wall exterior is convertible to mesh, giving you **flexibility and comfort in any climate**.

Multiple Moki™ tents can be joined together for expedition use and additional vestibules are available separately. These rugged tents have stood their ground in extreme places around the globe.

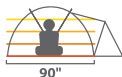
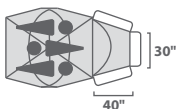
FOR DETAILED SETUP, CARE, AND REPAIR INSTRUCTIONS, VISIT:
www.nemoequipment.com/support



MOKI™

3 PERSON





Minimum Weight	8 lbs, 7 oz / 3.8 kg
Packaged Weight	11 lbs, 14 oz / 5.4 kg
Packed Size	18 x 8 in dia / 46 x 20 cm dia
Frame	5 DAC 9.0 / 9.6 / 10.25 mm Featherlite® NSL
Shell Fabric	40D OSMO™ W/B (4,000 mm)
Vestibule Fabric	30D PU Nylon (1,500 mm)
Floor Fabric	70D PU Nylon (5,000 mm)
Floor Dimensions	90 x 75 in / 229 x 191 cm
Interior Height	48 in / 122 cm
Floor Area	43 sq ft / 4.0 sq m
Vestibule Area	12 sq ft / 1.1 sq m
Included Accessories	Modular stuff sacks with separate pole bag, Moki™ Vestibule, Connector Panel, stakes, guy-out cord, repair kit
Optional Accessories	Extra Moki™ Vestibule, Footprint, Pawprint™



NEMO PRODUCT
INNOVATIONS



NEMO's Extreme Conditions Technology will keep you safe and comfortable when your adventures take you to the barely inhabitable, most desolate and remote regions of our planet. We've developed a long list of features and technologies, from snow skirts to specialized textiles, that are designed specifically to combat problems faced by alpinists and other winter adventurers.

MOKI™ HIGHLIGHTS




Convert roughly half of Moki's™ shell to mesh by tying back its four large doors. Guy out the side doors and open the overhead vents to provide maximum ventilation in the rain.



Modular configuration adds versatility. The vestibule has a full snowskirt and provides space for gear storage and a dry entry during bad weather. On sunny days, the vestibule is easily unzipped from the tent. Side doors add extra exits and provide a convenient way to load gear in and out of the tent. Open the mesh panels overhead to stand up for a morning stretch or brush your teeth without having to put your shoes on.



Zip two Moki™ tents together with the included Moki™ Connector Panel by removing the lower portion of their vestibules. This is great for guides and clients or waiting out a storm with your buddies.



OSMO™ is a 40D high tenacity polyester ripstop with a hydrophobic microporous PU coating. The polyester is naturally UV-resistant and doesn't sag when wet. OSMO™ is highly durable, lightweight, and abrasion-resistant.

MOKI™ ACCESSORIES



For extra gear storage, add a vestibule to your second door. This vestibule is identical to the one included with Moki™.



The Moki™ Link™ enhances the living space between two Moki™ tents. Use it as a communal meeting space, versatile entrance, sleeping area for pets, or covered storage for your wet gear.



Footprints reduce the wear and tear on your tent floor from contact with the ground. They are made of 75D abrasion-resistant nylon fabric and perfectly sized to your tent. The fabric is PU coated for water-proofness.



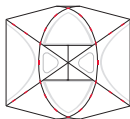
Pawprints™ are removable liners perfectly sized to button snap to the inside corners of your tent. They protect your tent floor from boots and paws, and add serious comfort. Pawprints™ are made of soft brushed polyester.

NOTE: TENT IS NOT FULLY WATERPROOF UNTIL IT IS SEAM SEALED.

In some areas of the tent, seams are sewn directly through the tent shell to create a very strong construction. Water can leak through these areas so it is necessary to cover the stitching with Seamgrip®. The Seamgrip® adds strength so you may choose to apply it to all exterior seams, but it is necessary in the areas highlighted in red on the diagrams (pole wraps, pole clips, and APRI™ connections).



— Seam Seal Lines
(outside tent shell)



Pole Wraps



(12 Total)

Pole Clips



(14 Total)

APRI™
Attachments



(2 Total)

Set up the tent and clean any dirt or moisture off the outside surface. Carefully squeeze the Seamgrip® through the applicator tip onto the stitching. Use only enough to completely cover the stitching. Be careful not to contaminate zippers or Velcro®. Allow at least 24 hours for curing before use. If the Seamgrip® remains tacky, you can lightly dust the fully cured Seamgrip® with talcum powder. Cover stitches on the outside of the tent shell.





NEMO QUALITY
GUARANTEE



NEMO guarantees every product we sell. We put great effort into choosing the best materials and providing you with the highest level of workmanship. We obsess over every design decision to ensure you get the greatest comfort and protection possible. Our process begins with pencil and paper and evolves methodically through computer modeling, prototyping, testing, and development. We strive to design and build the best outdoor equipment on the planet.

NEMO products carry a lifetime warranty against defects in workmanship and materials to original owner, with proof of purchase or warranty registration. Warranted products will be replaced or repaired at NEMO's discretion. NEMO does not warranty products against normal wear and tear, unauthorized modifications or alterations, improper use, improper maintenance, misuse or neglect or if the product is used for a purpose for which it is not intended.

If you are having a problem with your NEMO product, please visit www.nemoequipment.com/support/warranty-returns/ or call NEMO Customer Service at **1-800-997-9301**.

We will do our best to see that you are satisfied with your NEMO product. Our goal is to get you back to the outdoors as quickly as possible.

Register your NEMO product for warranty online and receive a code for 10% off at the NEMO webstore!

nemoequipment.com/tent-manufacturer-warranty

Except as expressly set forth in these terms and conditions, NEMO is not liable for any direct, indirect or consequential damages arising out of or resulting from the use of a NEMO product. The warranties set forth in these terms and conditions are in lieu of all other warranties, express or implied, including without limitation, implied warranties of merchantability or fitness for a particular purpose.



LET'S GET SOCIAL #adventureanywhere



nemoequipment



@NEMO_Equipment



NEMOEquipmentInc



@nemoequipment



WARNING

Never place your stove, campfire, or other flame source in or near your tent. Never cook, light, or refuel a stove or any other heat source inside your tent. Death by suffocation and/or serious burns is possible.

Maintain adequate ventilation inside your tent at all times. Death by suffocation is possible.

Anchor your tent properly at all times to reduce the risk of loss or injury to the tent or occupants.

Carefully consider the possibility of falling rocks or tree limbs, lightning strikes, flash floods, avalanches, strong winds, and other hazards when choosing a campsite to reduce the risk of loss or injury.

If you have additional questions, please contact
NEMO Equipment, Inc. at 800-997-9301.

NOTE: All 2015 NEMO tents meet the CPAI-84 standard
for flame retardancy.



www.nemoequipment.com

©2016 NEMO Equipment, Inc.